


The Redi-Rock logo is a red square with the text "REDI+ROCK" in white, bold, sans-serif font.A large, multi-tiered retaining wall made of light-colored, rectangular stone blocks. The wall is topped with a white wooden fence. In the foreground, there are several large, irregularly shaped rocks on a sandy beach. The background shows a blue sky with light clouds, a body of water, and a small structure on a pier.

Every Redi-Rock Distributor/Manufacturer is independently owned and operated.  
Colors vary by region; please contact your local manufacturer to find available options in your area.

# PRODUCTS & SOLUTIONS



# Your complete wall solution.


Completely *awesome*, that is! Engineers and architects around the world use Redi-Rock to design proven, aesthetic retaining wall solutions that solve real issues in their communities.





# STRONG. FLEXIBLE. BEAUTIFUL.

Yes, we're talking about retaining walls here! Anywhere you need a retaining wall, Redi-Rock can help you create usable land. How are engineers, developers, installers, and homeowners using Redi-Rock today?



**1 WATER**  
Redi-Rock walls help protect shorelines, create space for stormwater channels and retention ponds, and save neighborhoods from flooding. That's because these walls can be built with minimal space requirements, are easy to install, and can be reinforced to withstand incredible storms.

**2 RESIDENTIAL**  
Whether you need to create flat space on a hilly lot or protect your home from erosion, Redi-Rock provides the flexibility you need.

**3 RAIL**  
For rail projects, space is often limited and live loads are a major issue. Designers turn to Redi-Rock for rail projects because the engineering makes a ton of sense in these conditions.

**4 MUNICIPALITIES**  
Redi-Rock's superior aesthetics allow municipalities to create a great look throughout their infrastructure projects. Redi-Rock is also incredibly easy to install, meaning that municipalities can often use their own crews for installing Redi-Rock walls.

**5 DEVELOPMENTS**  
Developments need a retaining wall that will maximize usable land and install quickly. Redi-Rock walls are an ideal solution for leveling lots, supporting buildings, and making space for parking.

**6 POWER INDUSTRY**  
When new electrical substations are going in, they need a level area for construction. Unlike many other retaining wall options, Redi-Rock walls can be built incredibly close to property lines.

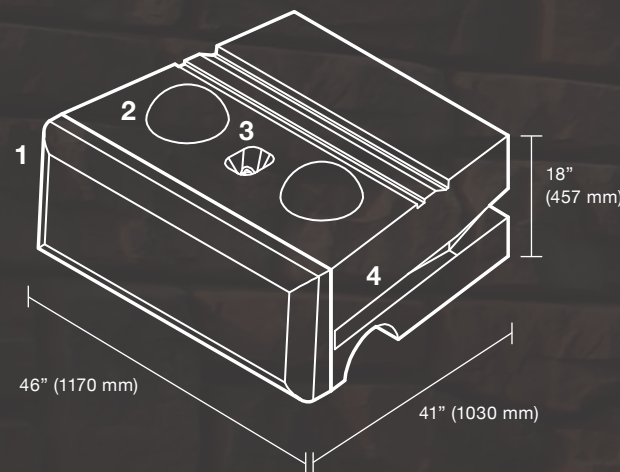
**7 BRIDGES**  
Whether you need abutments, wing walls, or retaining walls leading up to your bridge, you can design a solution using Redi-Rock.

**8 ROADS/HIGHWAYS**  
A simple construction sequence allows you to minimize right-of-way requirements and keep traffic moving. Because these massive blocks stack together using a knob-and-groove system, it's like you're playing with giant Lego blocks!



# SOLUTION GRAVITY RETAINING WALLS

Like Atlas, these massive blocks literally hold up the earth—the sheer size and weight of each block utilizes the power of gravity to create strong, beautiful walls. The Redi-Rock gravity system minimizes excavation and features multiple batter options to allow taller walls.

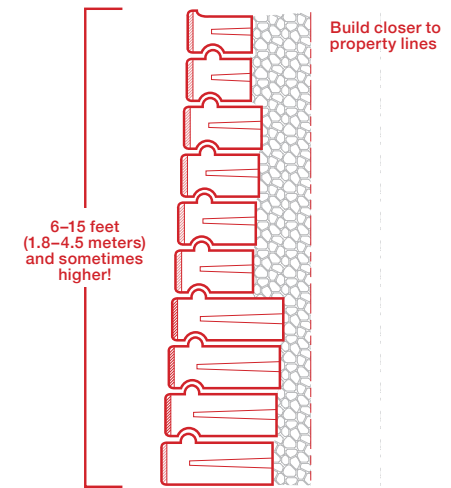


**41" (1030 mm) Gravity Middle**  
2240–2300 pounds (1015–1050 kilograms)  
5.75 square feet of face (0.5 square meters)

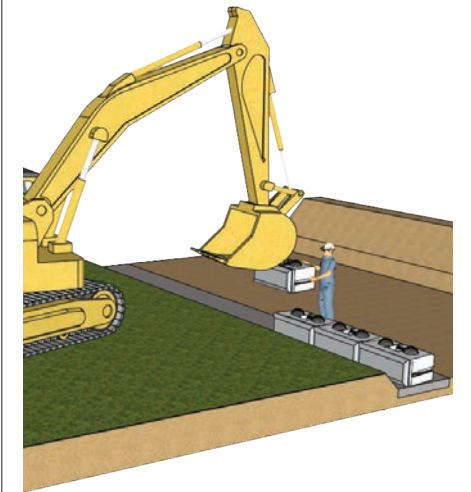
- 1 Multiple texture choices provide various aesthetic options.
- 2 Knobs interlock with bottom grooves to create a stable wall without using reinforcement.
- 3 The lifting hook is used to safely lift blocks into place.
- 4 Fork slots allow heavy machinery to pick up multiple blocks.



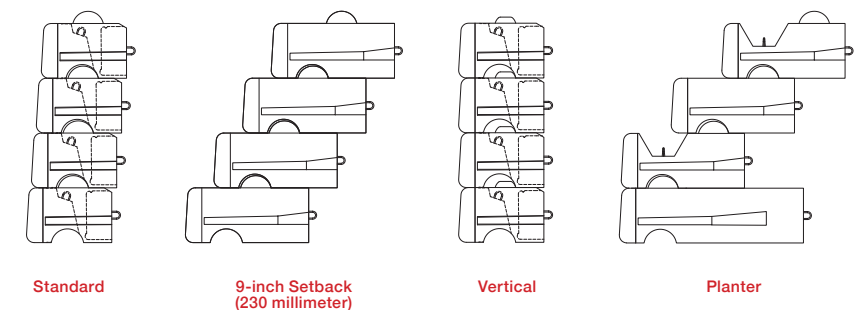
HARNESS THE  
POWER OF GRAVITY



SIMPLIFY INSTALLATION—  
JUST STACK BLOCKS UP!



DESIGN THE MOST EFFICIENT SOLUTION BY  
COMBINING MULTIPLE BATTER OPTIONS




GRAVITY WALLS CAN BE USED FOR:



Supporting Bridges



Building Closer to Property Lines



Creating Usable Space

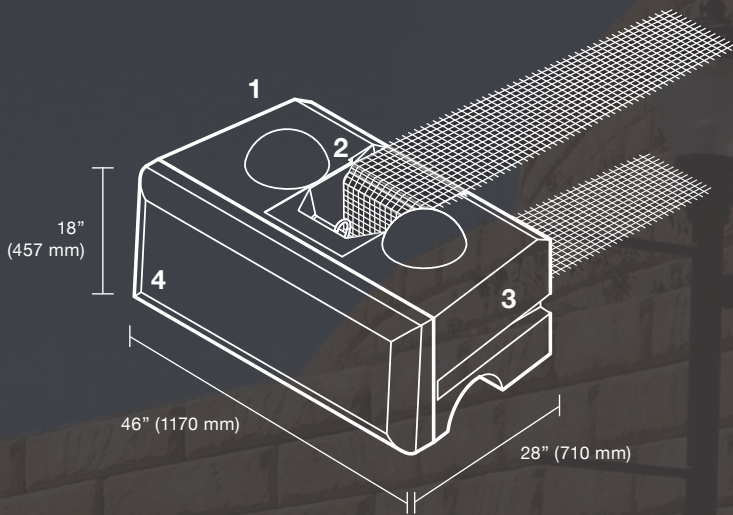


Designing Landscape Elements



# SOLUTION REINFORCED RETAINING WALLS

Redi-Rock's Positive Connection (PC) System uses geogrid reinforcement in an entirely new way—strips wrap completely through the block, eliminating the chance of connection failure.



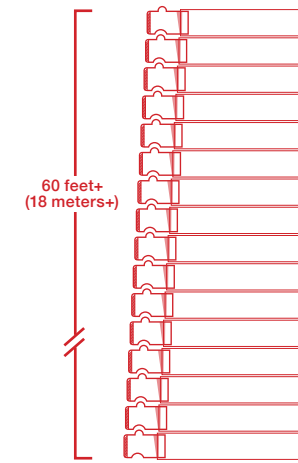
## 28" (710 mm) PC Middle

1450–1520 pounds (660–690 kilograms)  
5.75 square feet of face (0.5 square meters)

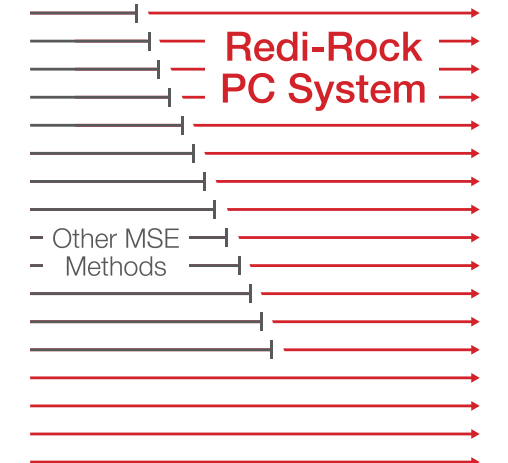
- 1 Each PC block weighs a half-ton or more.
- 2 The grid wraps through each block, creating a weight-independent connection—a huge benefit for seismic and high live-load situations.
- 3 PC blocks utilize installation-friendly features—fork slots and lifting hooks for placing blocks, and knob and grooves for positioning.
- 4 All Redi-Rock textures are available in each block type; ask your local manufacturer for more details about what is available to you.




BUILD EVEN  
TALLER WALLS



UTILIZE MAXIMUM AVAILABLE  
CONNECTION STRENGTH



OPTIMIZE DESIGN EFFICIENCY—  
USE GRID WHERE IT'S NEEDED



PC WALLS ARE GREAT OPTIONS FOR:



Handling Live Loads



Creating Space



Supporting Bridges

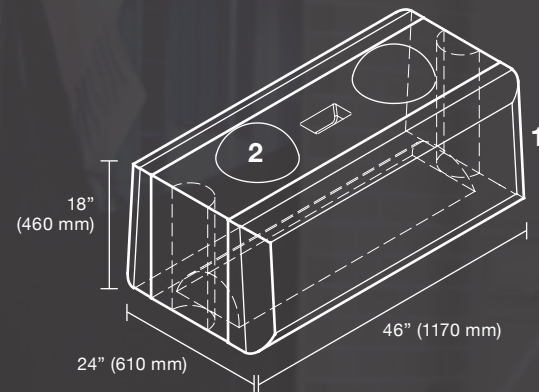


Weathering Storms



# SOLUTION FREESTANDING WALLS

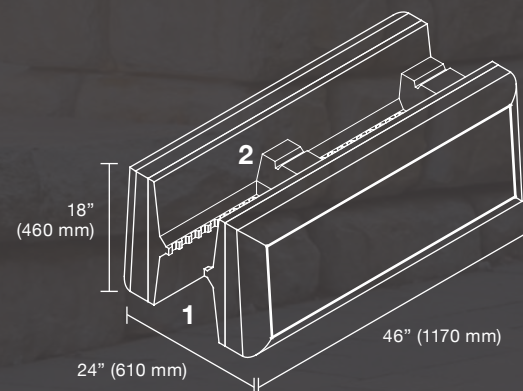
Redi-Rock freestanding walls feature texture on two or three sides, creating beautiful above-grade walls that coordinate with all Redi-Rock products. Plus, they install easily, stacking up like Lego blocks!



### Straight Middle Block

1265–1405 pounds (575–640 kilograms)  
11.5 square feet of face (1 square meter)

- 1 Freestanding blocks are available with texture on two or three sides.
- 2 Interlocks with all other Redi-Rock blocks.



### Straight Hollow Core "Magic" Block

770–915 pounds (350–415 kilograms)  
11.5 square feet of face (1 square meter)

- 1 Hollow center core for pouring cast-in-place concrete.
- 2 Horizontal and vertical reinforcing steel alignment grooves for easy installation and continuous reinforcement across multiple blocks.



YOU CAN USE REDI-ROCK  
FREESTANDING WALLS TO:



Create Barriers



Construct Signage



Build Barrier and Force Protection Walls



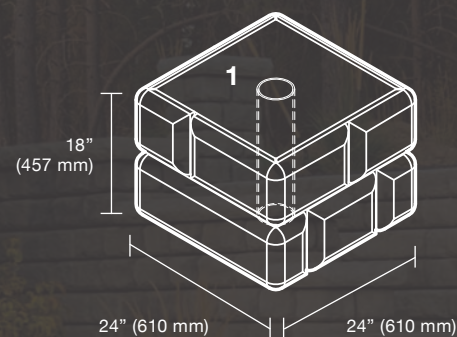
Design Landscaping



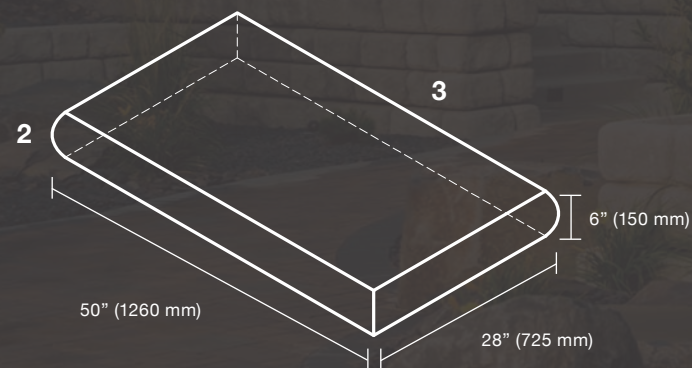
# SOLUTION

## COLUMNS, STEPS & CAPS

Redi-Rock's column, step, and cap blocks allow you finish your project beautifully, coordinating perfectly with any texture. Realistic stone aesthetics combine with the durability of wet-cast concrete to give you a strong, long-lasting finish.



**Column Block**  
730–825 pounds  
(330–375 kilograms)



**Step/Cap Block**  
390–665 pounds (180–300 kilograms)

- 1 Column blocks can be solid-cast, or can incorporate a hollow core for lighting conduits or wiring. They can even be created to work in conjunction with fence rails!
- 2 Step and cap blocks can be made with textures on three or five sides, ensuring a beautiful finish from any angle.
- 3 Cap blocks are also available in a smaller size than pictured here—28 inches x 28 inches x 6 inches (725 millimeters x 725 millimeters x 150 millimeters), which is the perfect size to top a column.



WITH REDI-ROCK ACCESSORIES, YOU CAN:




Create a Seat Wall



Design Large or Small Staircases



Integrate Fencing With Columns



Finish Your Retaining Wall




# TEXTURES TO MAKE YOUR PROJECT LOOK AWESOME

Texture and color are two factors that can turn your wall project into a masterpiece your neighbors and colleagues will envy. With Redi-Rock, you can give your project deep, natural textures and colors that blend in with your unique local landscape. These detailed textures bring together the beauty of natural stone with the engineered durability of a precast concrete system.

Three main Redi-Rock textures are available—Limestone, Cobblestone, and Ledgestone. And if your project needs something different, custom options are available too! The Redi-Rock team has decades of combined experience in crafting unique custom wall textures, which you can learn more about online.

Since naturally-occurring colors vary throughout the world, so do Redi-Rock color options. Contact your local manufacturer to learn about offerings in your region.

[redi-rock.com/textures](https://www.redi-rock.com/textures)



## LEDGESTONE

Redi-Rock Ledgestone is extremely popular because of its random, stacked stone appearance. Ten reversible face molds offer up to 115 square feet (10.5 square meters) of non-repeating pattern.



## COBBLESTONE

With Redi-Rock Cobblestone, each block has the appearance of six smaller blocks, but still weighs over one-ton. With two reversible face options, you can create up to 23 square feet (2 square meters) of non-repeating texture.



## LIMESTONE

Redi-Rock Limestone blocks feature a natural split limestone texture that beautifully mimics actual stone. These blocks utilize a patented interlocking knob-and-groove system for easy installation and look great in any setting.







**Project:** Worcester State University Student Union **Block Manufacturer:** Redi-Rock Walls of New England **Engineer:** Eric Merluzzi, PE **Installer:** Guigli & Sons, Inc **Location:** Worcester, Massachusetts **Completed:** 2013

## PROVEN, ENGINEERED SOLUTIONS

Designing critical wall structures is important work—and Redi-Rock has the best resources available to make your job easier. These include:

- The Design Resource Manual
- Wall Analysis Software
- Preliminary Height Guides

And so much more...

“The Worcester State site was sloping with a pretty good drop off, and they chose to build the wall with terraces of about 10 feet each. For aesthetic reasons, they used the Ledgestone product—it looks really nice.”



**Eric Merluzzi, PE**  
Project Engineer  
Watch the video at [redi-rock.com/worcester](http://redi-rock.com/worcester)

## EASY INSTALLATION

Remember how fun it was to play with Lego blocks as a kid? Well installing Redi-Rock retaining walls is like that ... on a much larger scale. And to make it even easier, Redi-Rock has a ton of resources available to help you out:

- The Installation Guide
- Typical Construction Details
- The Block Library

And multiple other resources...

“We prefer to install a Redi-Rock wall due to the size of the block. There’s more machine work involved, they go quicker, and in a given day you can install more square footage as compared to a smaller, more labor-intensive block.”



**Matt Guigli**  
Vice President of  
Guigli & Sons, Inc.  
Watch the video at [redi-rock.com/worcester](http://redi-rock.com/worcester)



Like what you see? Don't try to hide it...  
We see that glimmer in your eye...  
We would love to help you on your next  
project. Tell us all about it at  
[redi-rock.com/quote](https://www.redi-rock.com/quote)

